



## Dual Lock Lever Handle

DLLH 46 T



The global standard in  
security hardware solutions



# Dual Lock Lever Handle

## DLLH 46 Series

### Single action lever that activates both locks simultaneously.

The flat plate **Dual Lock Lever Handle** has been designed and developed exclusively for single lever action to open dual lock exit doors.

This innovative technology offers a single lever that activates both locks simultaneously in one smooth action. This overcomes the existing problem of having to use a double handed action with dual locks to open an exit door.



## KEY FEATURES

- Compatible with most quality Australian mortice locks and latches
- Heavy duty lever return spring
- Bushed handle for wear resistance
- Concealed fixing from outside
- Smooth lever handle operation

## APPLICATIONS

Any door that requires dual locking such as:

- Secure Rooms
- Commercial offices
- High security buildings
- Critical infrastructure
- Airports
- Universities and schools
- Hospitals
- Major Utilities

## TECHNICAL SPECIFICATIONS

- Screws and spindles supplied to suit doors with a 45mm-50mm thickness (standard)
- Flat Plate furniture - 400mm long x 160mm wide
- Internal lever handle
- External fixed handle
- External face plate has two cylinder holes
- Can take all restricted key systems

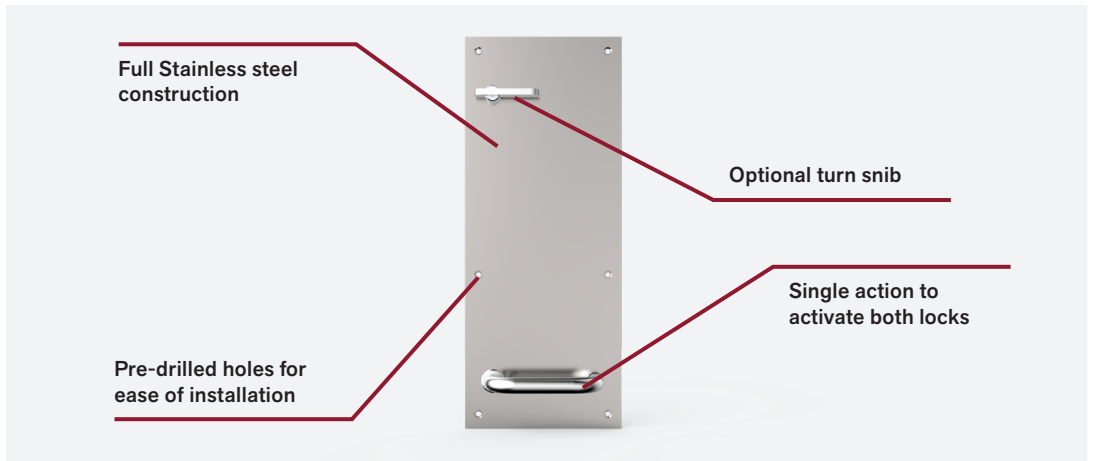
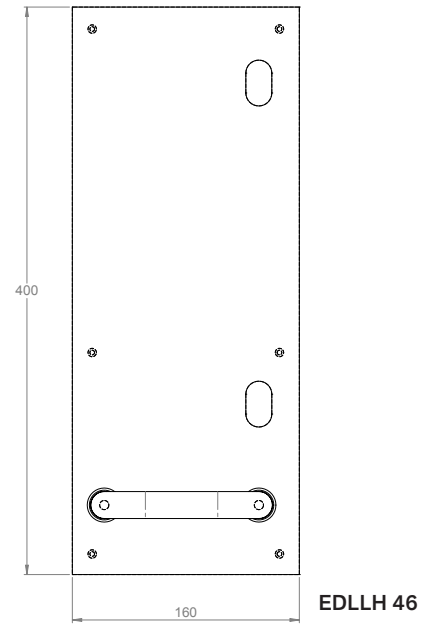
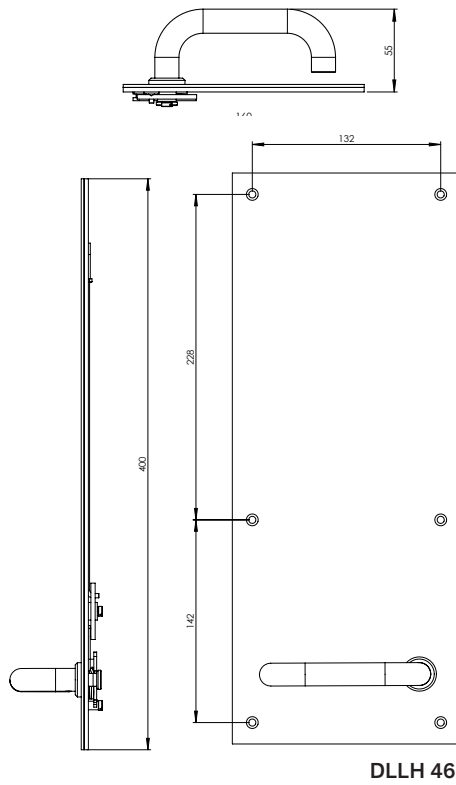
## FINISHES

- A variety of finishes are available on request.

## OPTIONS

- External operable lever
- Custom engraving options available for hospitals and other applications

# DUAL LOCK LEVER HANDLE - DLLH 46 SERIES



DLLH 46 T - Dual Lock Lever Handle

## ASSOCIATED COMPONENTS



### Lock Monitoring Box

AMSB62-10 MKII

The Lock Monitoring Box is designed to monitor lock and door status



### Slimline Lock Monitoring Box

MSB62-100

The Lock Monitoring Box is designed to monitor lock and door status.

## HOW TO ORDER

Product Code	Product Finish	Product Description
DLLH 46 T	Stainless steel	Dual Lock Lever Handle - Turn Snib
DLLH 46	Stainless steel	Dual Lock Lever Handle
EDLLH 46	Stainless steel	Dual Lock Lever Handle - External Furniture



**The global standard  
in security hardware  
solutions**

We design and manufacture a range of security products that are compatible with existing lock and door furniture.

